

WA15W SERIES



RoHS

FEATURES

- Universal input Voltage : 90 - 264VAC, 50/ 60Hz
- DoE Level VI efficiency
- Over voltage, Over current, Short circuit protection
- Fully enclosed plastic case
- 2 pole Australia plug
- Small wall-mounted type

WA15W series is a small wall-mounted type adapter. This series features universal input voltage, low power consumption, high efficiency, high reliability, and safer isolation, meets IEC/EN61000-4, CISPR22/EN55032 and AS/NZS60950. The entire series supplies different models with output voltages range between 5V and 24V that can satisfy the demands for the various types of consumer electronic devices, telecommunication devices, office and civil applications devices.

Electric Specifications

Model		FSP015AWVS005P(WA)	FSP015AWVS009P(WA)	FSP015AWVS009P(WA)	FSP015AWVS015P(WA)	FSP015AWVS024P(WA)
Output	DC Voltage	5V	9V	12V	15V	24V
	Rated current	2.5A	1.5A	1.25A	1.0A	0.65A
	Current range	0-2.5A	0-1.5A	0-1.25A	0-1.0A	0-0.65A
	Rated power	12.5W	13.5W	15W	15W	15.6W
	Voltage Accuracy	±5%	±5%	±5%	±5%	±5%
	Line Regulation	±1%	±1%	±1%	±1%	±1%
	Load Regulation	±5%	±5%	±5%	±5%	±5%
	Ripple & Noise*	120mVp-p max	120mVp-p max	120mVp-p max	150mVp-p max	240mVp-p max
	Start-up time	3s@100-240VAC, full load				
	Hold-up time	10ms@115VAC, full load, 20ms@230VAC, full load				
	Rise time	80ms max				
	Overshoot/Undershoot	±10%				
	Transient response	Output voltage range ±5%,load 25%-50%,50%-75%,slope:0.5A/us,frequency:50Hz-10KHZ				
	Input	Input voltage	90 - 264VAC			
Input frequency		47 - 63HZ				
Efficiency(Typ.)		80.21%	83.59%	84.13%	84.13%	84.32%
Input current		0.35A Max@100VAC, full load				
Inrush current		Cold start:30A/115VAC,60A/230VAC				
No load power		<0.1W				
Leakage current		0.25mA Max@240VAC				
Protections		Over voltage	Rated output voltage 110%-150%			
	Over current	Rated output current 110%-200%,self-recovery				
	Short circuit	Hiccup, Continuous, self-recovery				
Note	* Ripple and noise are measured by 20MHz bandwidth; at full load, 100-240VAC input, output terminated with a 0.1uF ceramic capacitor and a 10uF electrolytic capacitor.					

General Specifications

Item	Operating Conditions	Min.	Typ.	Max.	Unit
Isolation Voltage	Input-output, Test 1 minute, leakage current <5mA	3000	--	--	VAC
Insulation Resistance	Input-output, add 500Vdc test voltage	100	--	--	MΩ
Operating Temperature		-10	--	40	°C
Storage Temperature		-25	--	70	
Operating Humidity		--	--	90	%RH
Storage Humidity		--	--	95	
Altitude		--	--	2000	m
Lifetime	25°C	2			years
MTBF	MIL-HDBK-217F (25°C)	50000	--	--	hours

Physical Specifications

Casing Material	PC,120°C 94V-0
Color	Black/White(Other color can be designed by customization)
Dimension	(L)66.00mm*(W)39.00mm*(H)29.00mm
Weight	80g(Typ.)
Cooling Method	Free air convection

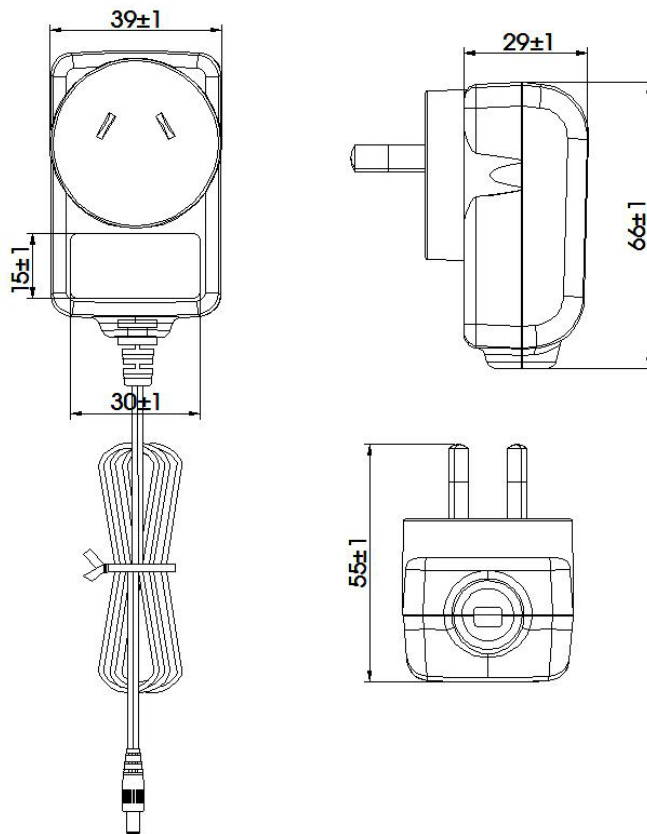
EMC Specifications

EMI	RE	EN55032, CLASS B		
	CE	EN55032, CLASS B		
EMS	ESD(MAX)	IEC/EN61000-4-2 Contact ±8KV/Air ±15KV		perf. Criteria B
	RS	IEC61000-4-3 3V/m		perf. Criteria A
	CS	IEC61000-4-6 3Vrms		perf. Criteria A
	Surge(MAX)	IEC/EN61000-4-5 ±2KV/ ±2KV		perf. Criteria B
Note: standard ESD contact ±4KV/Air ±8KV, Surge ±1KV/ ±1KV.				

Safety Standards

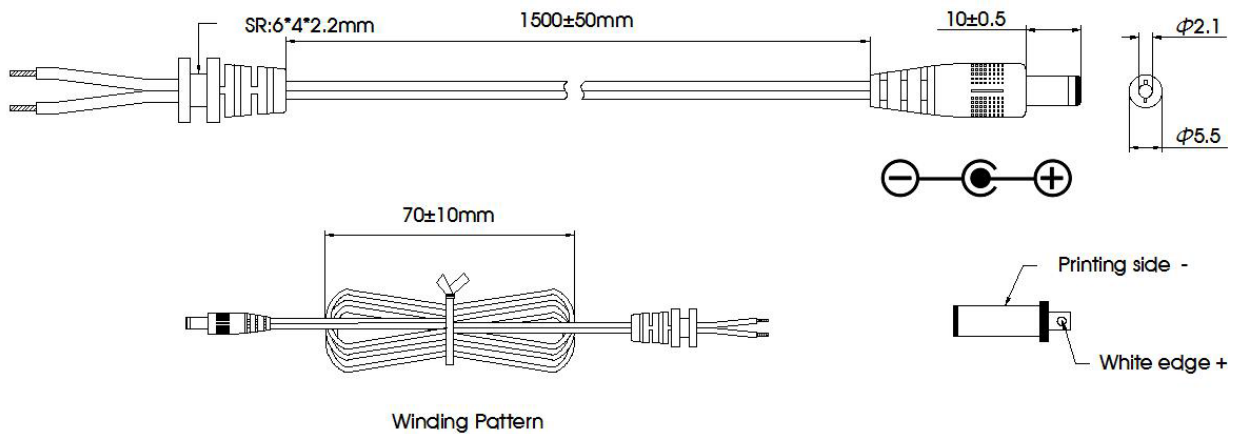
Application fields	Standard	Status	Note
IT	AS/NZS60950	Approved	
AV	AS/NZS60065	Meet	
Home appliances	AS/NZS61558-2-16	Meet	

Mechanical Drawing



Note:
No display tolerance: ± 0.12
Unit: mm

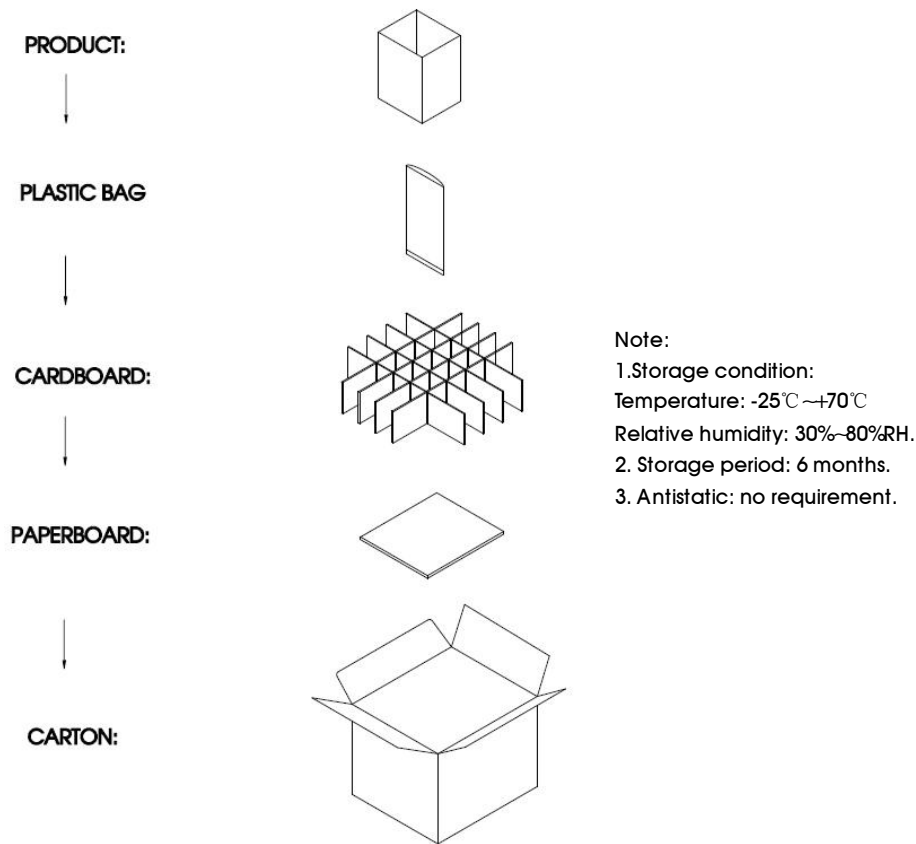
DC Wire Drawing



NO.	ITEM	Q' TY	DESCRIPTION
01	CABLE	1PCS	5V UL2468 20AWG/2C 80°C/300V L=1500mm 9V/12V UL2468 22AWG/2C 80°C/300V L=1500mm 15V/24V UL2468 24AWG/2C 80°C/300V L=1500mm
02	PLUG	1PCS	DC PLUG:5.5*2.1*10

Note:
1.Compliance with RoHS
2.No display tolerance: ± 0.12
3.Unit: mm

Package Drawing



Note:

1. Products are related to laws and regulations: see "Features" , "EMC" and "Safety standards".
2. Our products shall be classified according to ISO14001 and related environmental laws and regulations, and shall be handled by qualified units.
3. If the product is not operated within the required load range, the product performance cannot be guaranteed to comply with all parameters in the datasheet ;
4. Unless otherwise specified, parameters in this datasheet were measured under the conditions of $T_a=25^{\circ}\text{C}$, humidity <75% with nominal input voltage and rated output load;
5. All index testing methods in this datasheet are based on our Company's corporate standards;
6. We can provide product customization service; Please contact our technicians directly for specific information;